

SIL-AIR 15 D

 17 l/min - 0.60 CFM

 6 bar - 87 psi








SIL-AIR 30 D

 25 l/min - 0.88 CFM



 8 bar - 116 psi



Modelli carenati con serbatoio 4 litri
Models with cover and 4-l air receiver
Modèles carénés avec réservoir 4 litres
Modelle mit Abdeckung und 4-l-Druckbehälter
Modelos carenados con depósito de 4 litros

Tipo Type	 Volt/Hz	 l/min (CFM) *	 l (Gal.)	 Watt	 dBA	 Kg (Lbs)	 Kg (Lbs)
15D	230/50 115/60	12.5 (0.45) 14.8 (0.53)	4 (1.05)	135 159	30	20 (44)	21 (46)
30D	230/50 115/60	18.5 (0.65) 22.5 (0.8)	4 (1.05)	200 240	40	22 (48)	23 (5)

* = @ 5 bar (72.5 PSI)

	A mm	B mm	C mm
	180	410	430
	220	440	440

