

SIL-AIR 30/12

 **25 l/min - 0.88 CFM**

 **8 bar - 116 psi**

Modello portatile con serbatoio orizzontale 6 litri








Portable model with horizontal 6-l air receiver

Modèle portatif avec réservoir horizontal 6 litres



Tragbares Modell mit horizontalem 6-l-Druckbehälter

Modelo portátil con depósito horizontal de 6 litros



						
Volt/Hz	l/min (CFM) *	l (Gal.)	Watt	dBA	Kg (Lbs)	Kg (Lbs)
230/50	18.5 (0.65)	6 (1.58)	200	40	19 (42)	20 (44)
115/60	22.5 (0.8)		240			

* = @ 5 bar (72.5 PSI)

	A mm	B mm	C mm
	360	350	340
	380	380	440

