

SIL-AIR 15 MINI

 **17 l/min - 0.60 CFM**

 **6 bar - 87 psi**

Modello portatile con serbatoio








Portable model with air receiver

Modèle portatif avec réservoir



Tragbares Modell mit Druckbehälter

Modelo portátil con depósito



						
Volt/Hz	l/min (CFM) *	lt. (Gal.)	Watt	dBA	Kg (Lbs)	Kg (Lbs)
230/50	12.5 (0.45)	0.15 (0.03)	135	30	12 (26)	13 (29)
115/60	14.8 (0.53)		159			

* = @ 5 bar (72.5 PSI)

	A mm	B mm	C mm
	200	360	300
	220	420	390

