

SIL-AIR 15 EXPORT



 **17 l/min - 0.60 CFM**

 **6 bar - 87 psi**

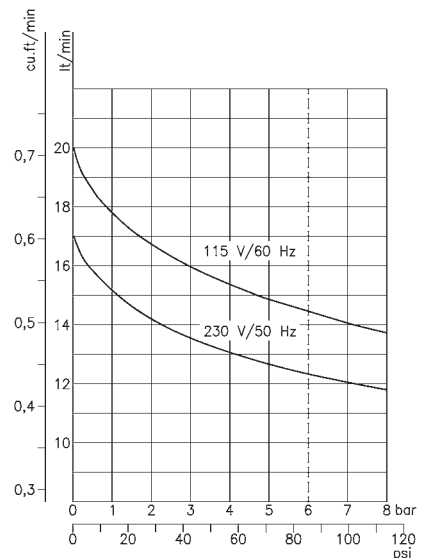
Modello portatile con serbatoio 1 l








Portable model with 1 l-air receiver

Modèle portatif avec réservoir 1 l


Tragbares Modell mit 1 l-Druckbehälter

Modelo portátil con depósito de 1 l



						
Volt/Hz	l/min (CFM) *	lt. (Gal.)	Watt	dBA	Kg (Lbs)	Kg (Lbs)
230/50	12.5 (0.45)	1 (0.26)	135	30	13 (29)	14 (32)
115/60	14.8 (0.53)		159			

* = @ 5 bar (72.5 PSI)

	A mm	B mm	C mm
	200	400	360
	220	420	390

OPZIONI / OPTIONALS / OPTIONS / SONDERZUBEHÖR / OPCIONES



Modello con carenatura

Model with cover

Modèle avec carénage

Modell mit Abdeckung

Modelo carenado